















## Generali Central Insurance Company Limited - Network Provider Empanelment Criteria

Following parameters are being reviewed before  
empaneling a Provider on Generali Central Network

	<b>Bed Strength</b> <i>Minimum 15 inpatient beds</i>		<b>Hospital Tariff</b> <i>Compared to similar hospitals</i>
	<b>Nursing Care</b> <i>Patient care, Hygiene level</i>		<b>Accessibility</b> <i>Approach Road, Infrastructure</i>
	<b>Facilities</b> <i>OT, Lab, In-house Pharmacy</i>		<b>Ambulance Facility</b> <i>Road, Air, Equipped for Critical Cases</i>
	<b>Speciality</b> <i>General, Single, Multi, Super</i>		<b>Cashless Help Desk</b> <i>No. of Staff, Working Hours</i>
	<b>Physician</b> <i>Qualification, Availability</i>		<b>Industry Feedback</b> <i>Regulator, Other Insurer</i>
	<b>NABH Accreditation</b>		<b>ROHINI Registration</b>
	<b>Registration Certificate</b> (if applicable)		<b>24 X 7 – RMO &amp; Nursing Staff</b>